



# Access Learning From Home

All students should have received link via email that will direct them to their Class Notebook or Teams where they can access their Class Notebook. Students can use that link to access their Class Notebook or follow the instructions below.


## Class Notebook

**1** Navigate to the Student Homepage  
To access all learning materials, use the link to navigate to the Student Homepage. Students will need to log on with their school username and password.  
<https://qedu.sharepoint.com/sites/2091/Students/>

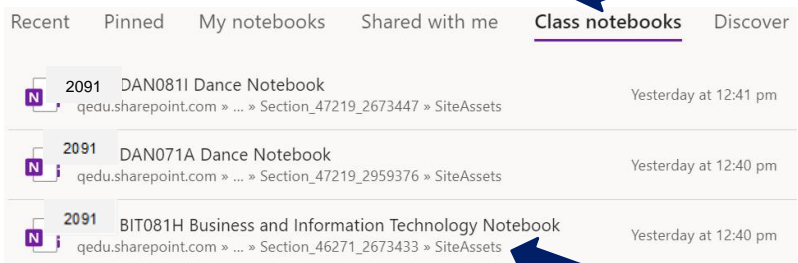
**2** Select the waffle



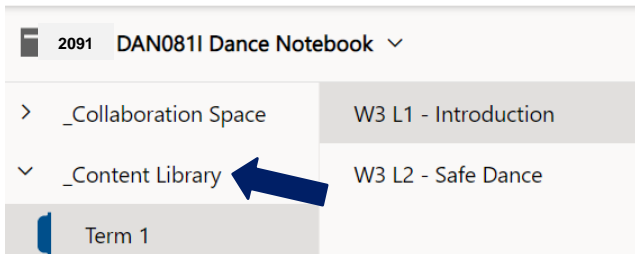
**3** Select OneNote  
Apps



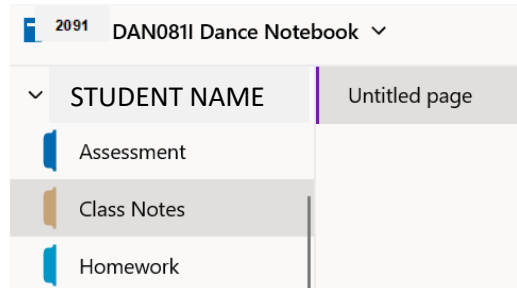
**4** Select Class Notebook and then select class



**5** Find classwork in the Content Library



**6** Complete work in your section



## Teams: Complete steps 1 and 2 above

**3** Select Teams

**4** Select Teams and then class

**5** Select Class Notebook

Apps

